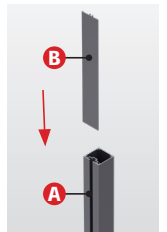
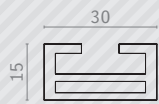


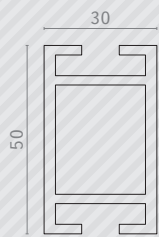
PORTEURS



TR8x30

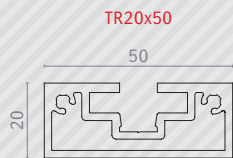


TR15x30

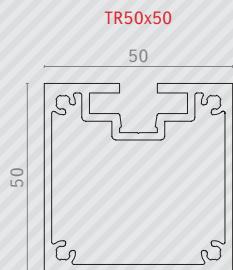


TR50x30

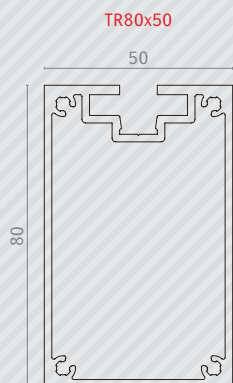
Entretoise 30 (coulissante)



TR20x50




TR50x50



TR80x50

Entretoise 50 (clipsable)



COMPOSITION

- > A) Porteurs ;
- > B) Entretoises.

MATÉRIAU

- > Porteurs et entretoises : Aluminium 6060 T6, extrudé (N 573-3).

FINITION

- > Thermolaquage suivant nuancier RAL (60-80 microns) ;
- > Anodisé (20 microns).

Nos finitions sont certifiées : Qualicoat, Seaside, Qualimarine, Qualideco, Qualanod...

Type de porteur :	TR 8x30	TR 15x30	TR 50x30	TR 20x50	TR 50x50	TR 80x50
Section (mm)	8x30	15x30	50x30	20x50	50x50	80x50
Périmètre (mm)	118	134	248	199	259	319
Poids (gr/ml)	362	597	1323	1077	1505	1829
Module d'inertie ix (cm ⁴)	0,11	0,51	6,60	1,92	19,15	25,96
Module d'inertie iy (cm ⁴)	1,43	2,37	13,19	10,62	19,68	62
Entraxe de fixation max. (mm)	400	1000	2500	2000	3000	3500